

Annual Report

Fiscal Year 2024

CORPORATION SECTION



Department of Commerce, Community, and Economic
Development

Division of Corporations, Business
and Professional Licensing

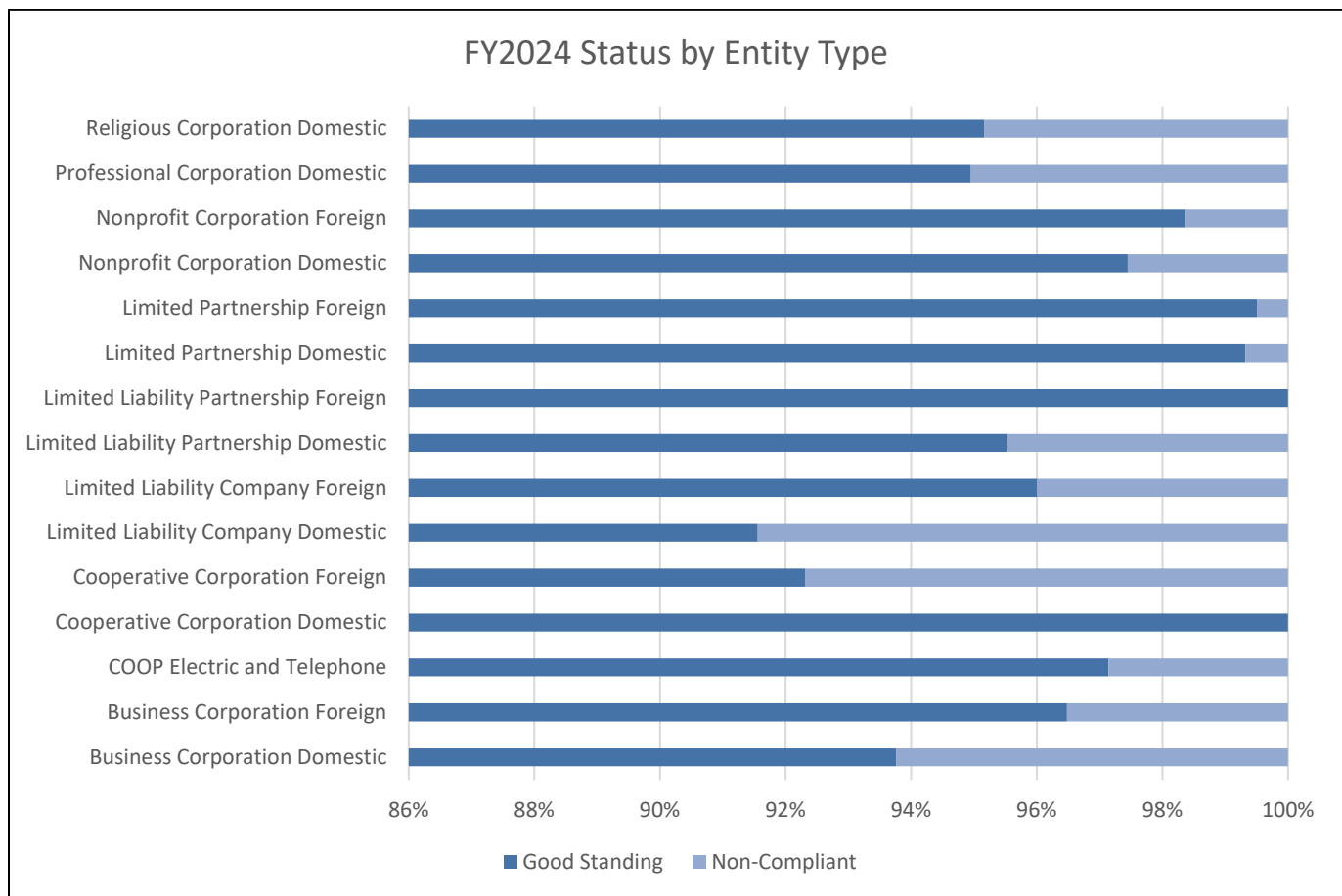
Table of Contents

<p>ENTITY TYPE AND STATUS:</p> <ul style="list-style-type: none"> FY2024 Entity Type & Status: Good Standing or Non-Compliant (table) Comparison FY2024 Entity Type & Status by % (chart) 	<p>Page 3 Page 3</p>
<p>ENTITY STATUS:</p> <ul style="list-style-type: none"> 2020 thru FY2024 Good Standing & Non-Compliant (table) Comparison 2020 thru FY2024: Good Standing & Non-Compliant (chart) 	<p>Page 4 Page 4</p>
<p>MASS MAILINGS:</p> <ul style="list-style-type: none"> 2020 thru FY2024 Mass Mailings: Courtesy & Statutory (table) 	<p>Page 4</p>
<p>NEW ENTITIES:</p> <ul style="list-style-type: none"> FY2024 New Entities processed In-House or Online (table) 2020 thru FY2024: New entities processed In-House or Online (table) Comparison FY2020 thru FY2024: New Entities (chart) 	<p>Page 5 Page 5 Page 5</p>
<p>DISSOLUTIONS:</p> <ul style="list-style-type: none"> 2020 thru FY2024: Voluntary Dissolution: Withdrawal/Dissolve/Cancel (table) 2020 thru FY2024: Administrative Dissolutions: Involuntary/Revoked (table) 2020 thru FY2024: Voluntary & Administrative Dissolutions (table) 	<p>Page 6 Page 6 Page 6</p>
<p>REINSTATEMENTS:</p> <ul style="list-style-type: none"> 2020 thru FY2024: Reinstatements (table) 2020 thru FY2024: Administrative Dissolutions & Reinstatements (table) Comparison 2020 thru FY2024: Administrative Dissolutions & Reinstatements (chart) 	<p>Page 7 Page 7 Page 7</p>
<p>ALL FILING TYPES:</p> <ul style="list-style-type: none"> 2020 thru FY2024: Processed In-House (table) 2020 thru FY2024: Filings Processed Via Online (table) 2020 thru FY2024: Filings Processed In-House & Online (table) 	<p>Page 8 Page 8 Page 8</p>
<p>FOUR FILINGS AVAILABLE ONLINE AND IN-HOUSE:</p> <ul style="list-style-type: none"> 2020 thru FY2024: four filings which customer may choose to submit either In-House or via Web (table) 	<p>Page 9</p>
<p>Business Name Types: Reservations and Registrations</p> <ul style="list-style-type: none"> FY2024 NEW Business Name Types (table) ACTIVE at the end of FY2024: Business Name Types (table) 	<p>Page 9 Page 9</p>

FY2024 ENTITY TYPE AND STATUS: Good Standing or Non-Compliant as of 6/30/2024.

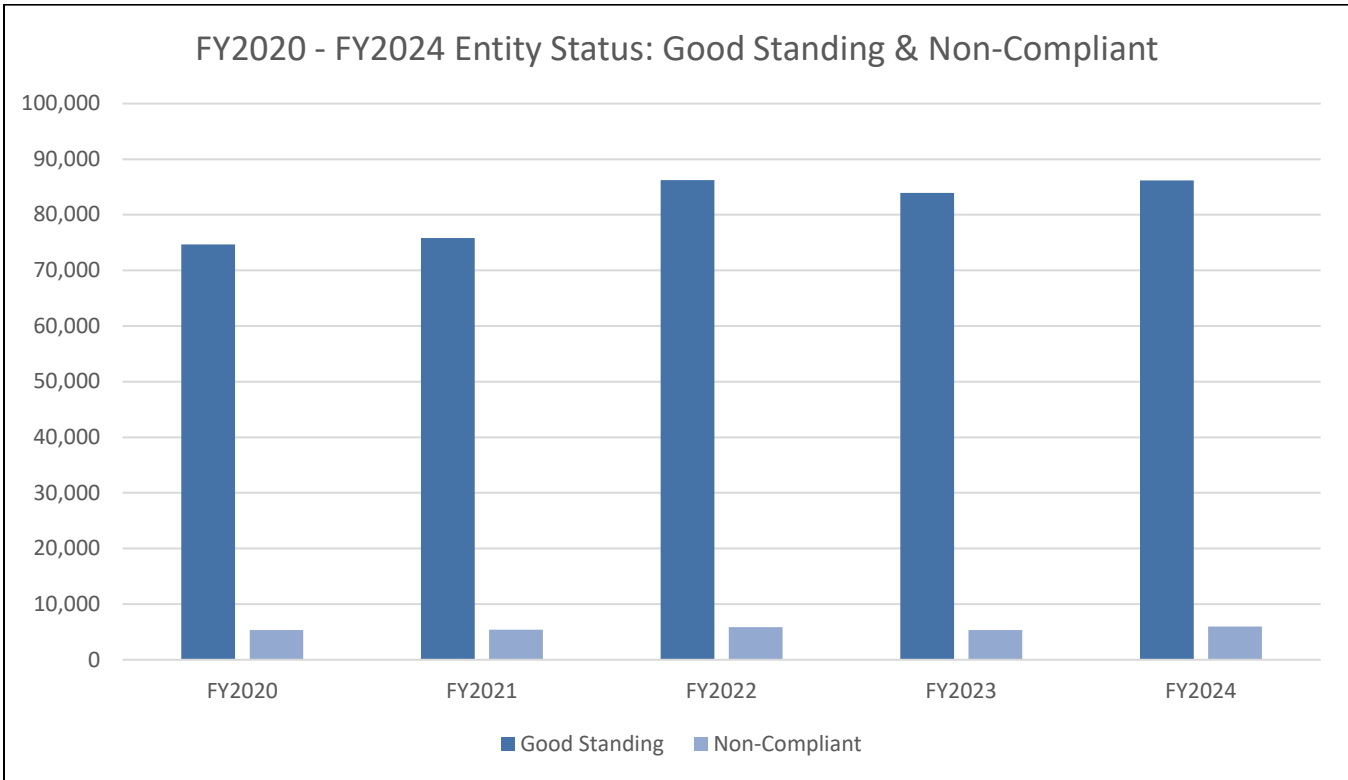
The public, banks, businesses, and other agencies use the entity's status when conducting business with the entity.

Entity Type	Good Standing	%	Non-Compliant	%	TOTAL
Business Corporation Foreign	9,103	96%	332	4%	9,435
Business Corporation Domestic	8,400	94%	559	6%	8,959
COOP Electric and Telephone	34	97%	1	3%	35
Cooperative Corporation Foreign	12	92%	1	8%	13
Cooperative Corporation Domestic	52	100%	0	0%	52
Limited Liability Company Foreign	8,227	96%	342	4%	8,569
Limited Liability Company Domestic	48,620	92%	4,483	8%	53,103
Limited Liability Partnership Foreign	101	100%	0	0%	101
Limited Liability Partnership Domestic	64	96%	3	4%	67
Limited Partnership Foreign	201	100%	1	0%	202
Limited Partnership Domestic	2,925	99%	20	1%	2,945
Nonprofit Corporation Foreign	786	98%	13	2%	799
Nonprofit Corporation Domestic	7,093	97%	186	3%	7,279
Professional Corporation Domestic	470	95%	25	5%	495
Religious Corporation Domestic	59	95%	3	5%	62
Grand Total	86,147	94%	5,969	6%	92,116



FY2020 thru FY2024 ENTITY STATUS: Good Standing and Non-Compliant as of 6/30/2024.

Entity Status	FY2020		FY2021		FY2022		FY2023		FY2024	
	Qty.	%	Qty.	%	Qty.	%	Qty.	%	Qty.	%
Good Standing	74,660	93%	75,801	93%	86,233	94%	83,939	94%	86,147	94%
Non-Compliant	5,357	7%	5,386	7%	5,845	6%	5,365	7%	5,969	6%
Totals	80,017		81,187		92,078		89,304		92,116	



MASS MAILINGS FY2020 thru FY2024: Courtesy and Statutory Mailings

In May 2012 the Corporations Section reinstated mailing courtesy Biennial Report and Non-Compliant notices as part of the Division's efforts to proactively help entities on record obtain and maintain Good Standing with this Division. When an entity fails to respond to the courtesy notices then the Division sends the statutory 60-Day notices. If an entity fails to respond to the 60-Day notice, then the entity may be administratively dissolved.

Mass Mailing Types	FY2020	FY2021	FY2022	FY2023	FY2024
Courtesy Biennial Report Notices	33,856	36,587	38,743	39,896	37,921
Courtesy Non-Compliant Notices	11,359	2,411	12,655	13,706	13,162
Statutory 60-Day Notifications	6093	10,335	11,431	2,938	12,843
Totals	51,308	49,333	62,829	56,540	63,926

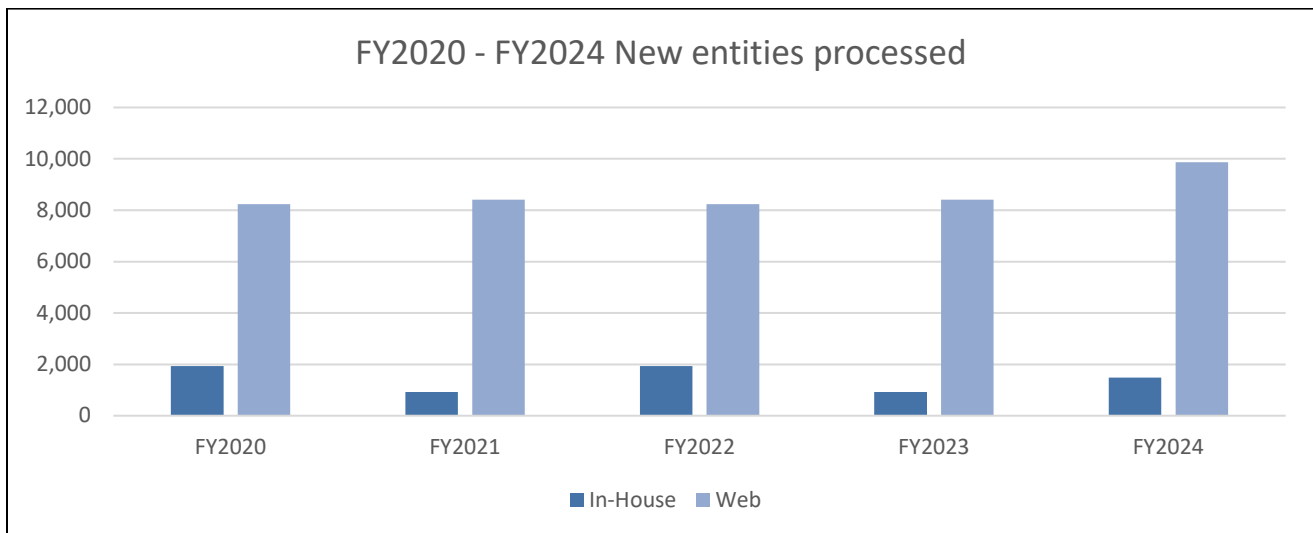
FY2024 NEW ENTITIES: Processed In-House or Online

Entity Type: new domestic created or new foreign registered	In-House	Web
Business Corporation Domestic	8	365
Business Corporation Foreign	240	714
COOP Electric and Telephone	-	-
Cooperative Corporation Domestic	1	-
Cooperative Corporation Foreign	-	-
Limited Liability Company Domestic	328	7441
Limited Liability Company Foreign	332	1015
Limited Liability Partnership Domestic	10	-
Limited Liability Partnership Foreign	18	-
Limited Partnership Domestic	337	-
Limited Partnership Foreign	19	-
Nonprofit Corporation Domestic	161	280
Nonprofit Corporation Foreign	15	49
Professional Corporation Domestic	12	-
Religious Corporation Domestic	7	0
Sub Totals	1,488	9,864
Total	11,352	

13% filed in-house (hardcopy) and 87% filed via the web

FY2020 thru FY2024: New entities processed In-House or Online.

Processed	FY2020		FY2021		FY2022		FY2023		FY2024	
	Qty.	%	Qty.	%	Qty.	%	Qty.	%	Qty.	%
In-House	1,933	19%	923	10%	1,933	19%	923	10%	1,488	13%
Web	8,234	81%	8,406	90%	8,234	81%	8,406	90%	9,864	87%
Totals	10,167		9,329		10,167		9,329		11,352	



FY2020 thru FY2024 VOLUNTARY DISSOLUTIONS

Entity Types	VOLUNTARY: Withdrawal/Cancel/Dissolve				
	FY2020	FY2021	FY2022	FY2023	FY2024
Business Corporation Domestic	194	139	160	145	173
Business Corporation Foreign	255	258	227	295	304
COOP Electric and Telephone	0	0	0	0	1
Cooperative Corporation Domestic	1	0	0	0	-
Cooperative Corporation Foreign	0	0	0	0	-
Limited Liability Company Domestic	754	736	812	857	1,154
Limited Liability Company Foreign	137	172	178	220	240
Limited Liability Partnership Domestic	2	0	1	1	3
Limited Liability Partnership Foreign	1	0	0	0	2
Limited Partnership Domestic	793	86	240	156	607
Limited Partnership Foreign	175	14	12	12	53
Nonprofit Corporation Domestic	45	61	45	41	45
Nonprofit Corporation Foreign	12	12	11	11	9
Professional Corporation Domestic	18	16	21	15	16
Religious Corporation Domestic	3	1	0	1	-
Totals	2,390	1,495	1,707	1,754	2,607

FY2020 thru FY2024 ADMINISTRATIVE DISSOLUTIONS:

Entity Type	ADMINISTRATIVE DISSOLUTIONS: Involuntary or Revoked				
	FY2020	FY2021	FY2022	FY2023	FY2024
Business Corporation Domestic	786	741	607	652	669
Business Corporation Foreign	262	241	225	324	305
COOP Electric and Telephone	0	0	0	0	-
Cooperative Corporation Domestic	1	4	2	2	2
Cooperative Corporation Foreign	1	1	0	0	-
Limited Liability Company Domestic	2,695	3,334	3,296	3,777	4,738
Limited Liability Company Foreign	218	240	244	264	280
Limited Liability Partnership Domestic	4	6	1	3	14
Limited Liability Partnership Foreign	1	1	4	3	2
Limited Partnership Domestic	0	0	0	0	-
Limited Partnership Foreign	0	0	0	0	-
Nonprofit Corporation Domestic	300	341	329	391	356
Nonprofit Corporation Foreign	23	31	30	18	32
Professional Corporation Domestic	16	22	17	20	39
Religious Corporation Domestic	5	3	6	5	4
Totals	4,312	4,965	4,761	5,459	6,441

FY2020 thru FY2024: Voluntary and Administrative Dissolutions*

Dissolution Type	FY2020		FY2021		FY2022		FY2023		FY2024	
	%	Qty.	%	Qty.	%	Qty.	%	Qty.	%	Qty.
Voluntary Dissolutions	36%	1,495	23%	1,707	36%	1,495	23%	1,707	29%	2,607
Administrative Dissolutions	64%	4,965	77%	4,761	64%	4,965	77%	4,761	71%	6,441
Totals		6,460		6,468		6,460		6,468		9,048

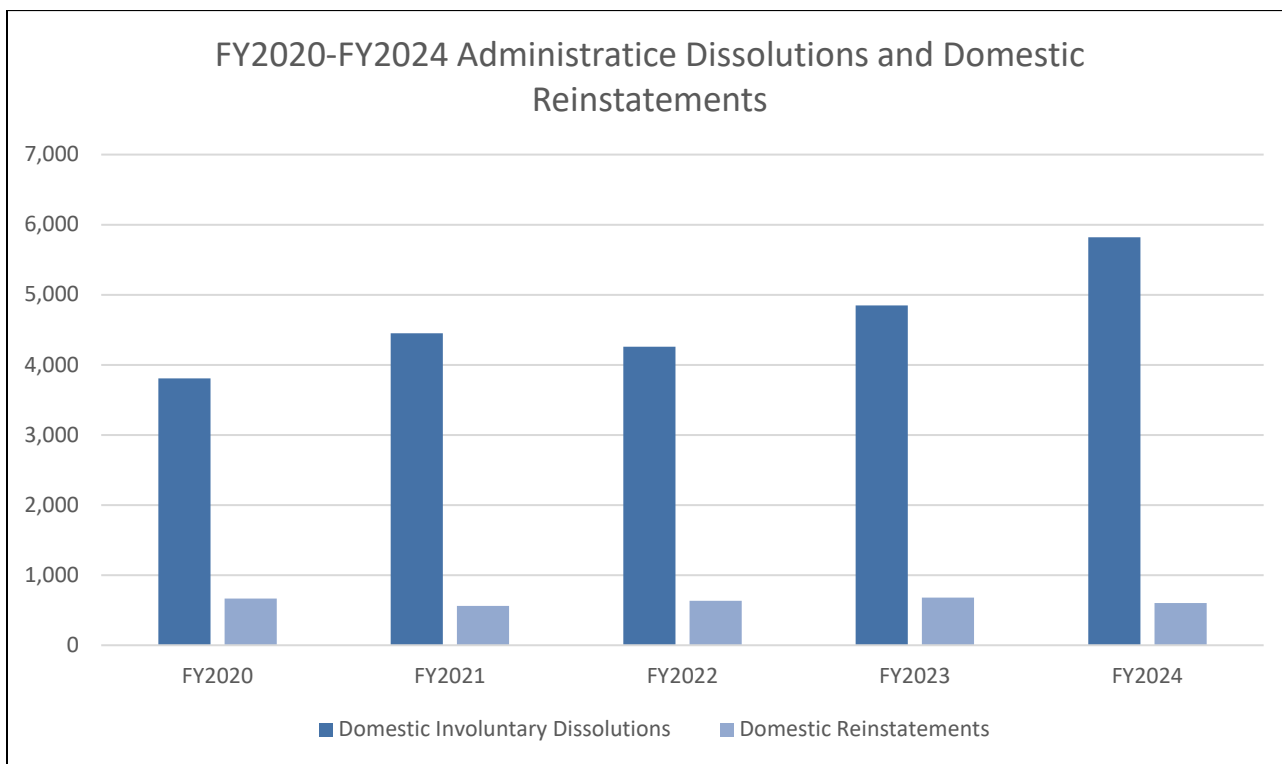
*See next page for voluntary and administrative dissolutions chart.

FY2020 thru FY2024: Domestic Reinstatements

Only Domestic (Alaskan) entities Involuntarily Dissolved may reinstate within two years of Involuntary Dissolution.
Foreign entities which have been Administratively Dissolved (revoked) may re-register.

Domestic Entity Type	REINSTATEMENTS				
	FY2020	FY2021	FY2022	FY2023	FY2024
Business Corporation Domestic	171	150	99	116	61
Cooperative Corporation Domestic	1	1	0	0	0
Limited Liability Company Domestic	402	368	439	456	429
Nonprofit Corporation Domestic	86	42	92	102	108
Professional Corporation Domestic	4	1	2	6	4
Religious Corporation Domestic	0	0	0	0	2
Totals	664	562	632	680	604

Domestic Entity Events	FY2020	FY2021	FY2022	FY2023	FY2024
Domestic Involuntary Dissolutions	3,807	4,451	4,258	4,850	5,822
Domestic Reinstatements	664	562	632	680	604



FY2020 thru FY2024 FILINGS PROCESSED IN-HOUSE:

Type of Filing	IN-HOUSE				
	FY2020	FY2021	FY2022	FY2023	FY2024
Agent Change	7,943	6,482	4,661	18,232*	4,626
Agent Resignation	226	316	301	262	451
Amendment	2,552	1,093	936	1,189	1,598
Biennial Report	3,143	2,816	2,213	2,189	2,215
Certificate of Compliance	72	65	78	61	121
Change of Officials	3,232	2,990	3,167	3,273	3,292
Conversion	58	55	70	64	66
Conversion (LP)	1	2	2	0	1
Correction	289	176	151	198	222
Creation Filing	1,970	923	1,002	1,121	1,488
Domestication	34	53	54	70	60
Election or Resolution to Dissolve	260	221	233	212	234
Entity Address Change	1,948	1,456	1,519	1,701	1,681
Initial Report	140	114	129	113	159
Interest Exchange	4	0	0	0	4
Merger	226	185	171	169	216
Restated (NO AMENDMENT)	7	3	2	3	2
Restated and Amended Articles	51	48	29	43	36
Withdraw/Dissolve/Cancel	2,390	1,495	1,707	1,754	2,607
Totals	24,546	18,493	16,425	30,654	19,079

*Mass Agent change in FY23

FY2020 thru FY2024 FILINGS PROCESSED VIA ONLINE:

There are currently only four corporation filing types available to be filed on the web.

Type of Filing	Processed on the Web				
	FY2020	FY2021	FY2022	FY2023	FY2024
Biennial Report	27,849	29,794	30,802	32,539	33,625
Certificate of Compliance	3,335	3,329	3,047	3,022	3,213
Creation Filings	8,291	8,406	8,907	9,609	9,864
Initial Report	6,259	5,739	6,418	6,880	7,160
Totals	45,734	47,268	49,174	52,050	53,862

FY2020 thru FY2024 FILINGS PROCESSED IN-HOUSE AND VIA ONLINE:

Processed	FY2020		FY2021		FY2022		FY2023		FY2024	
	Qty.	%	Qty.	%	Qty.	%	Qty.	%	Qty.	%
In-House	24,546	35%	18,493	28%	16,425	25%	30,654	37%	19,079	26%
Web	45,734	65%	47,268	72%	49,174	75%	52,050	63%	53,862	74%
Totals	70,280		65,761		65,599		82,704		72,941	

FY2020 thru FY2024: IN-HOUSE AND VIA WEB.

There are currently only four corporation filing types in which the customer may choose to file either In-House or via the Web.

Type of Filing	FY2020		FY2021		FY2022		FY2023		FY2024	
	In-House	Web	In-House	Web	In-House	Web	In-House	Web	In-House	Web
Biennial Reports	3,143	27,849	2,816	29,794	3,143	27,849	2,816	30,802	2,215	33,625
Certificate of Compliance	72	3335	65	3,329	72	3335	65	3,047	121	3,213
Creation Filings	1790	8291	923	8,406	1790	8291	923	8,907	1,488	9,864
Initial Reports	140	6259	114	5,739	140	6259	114	6,418	159	7,160
Subtotals	5145 10%	45734 90%	31918 8%	47268 92%	5145 10%	45734 90%	31918 8%	49174 93%	3,983 7%	53,862 93%
Totals	50,879		51,186		52,596		55,534		57,845	

FY2024 BUSINESS NAME TYPES: Reservations and Registrations.

Business name reservations and registrations grant the owner exclusive rights to the name for a specific period per statutes. These rights are exercised through the court system.

FY2024 New: Business Name Types	In-House	Web
Business Name Registration <i>(good for 5 years and requires an Alaska Business License)</i>	96	461
Business Name Reservation <i>(good for 120 days)</i>	11	320
Subtotals	104	781
Total	855	

Active at the end of FY2024: Business Name Types	Active
Business Name Registration	2,880
Foreign Corporate Name Registration	22
Business Name Reservation	93
Total	2,995